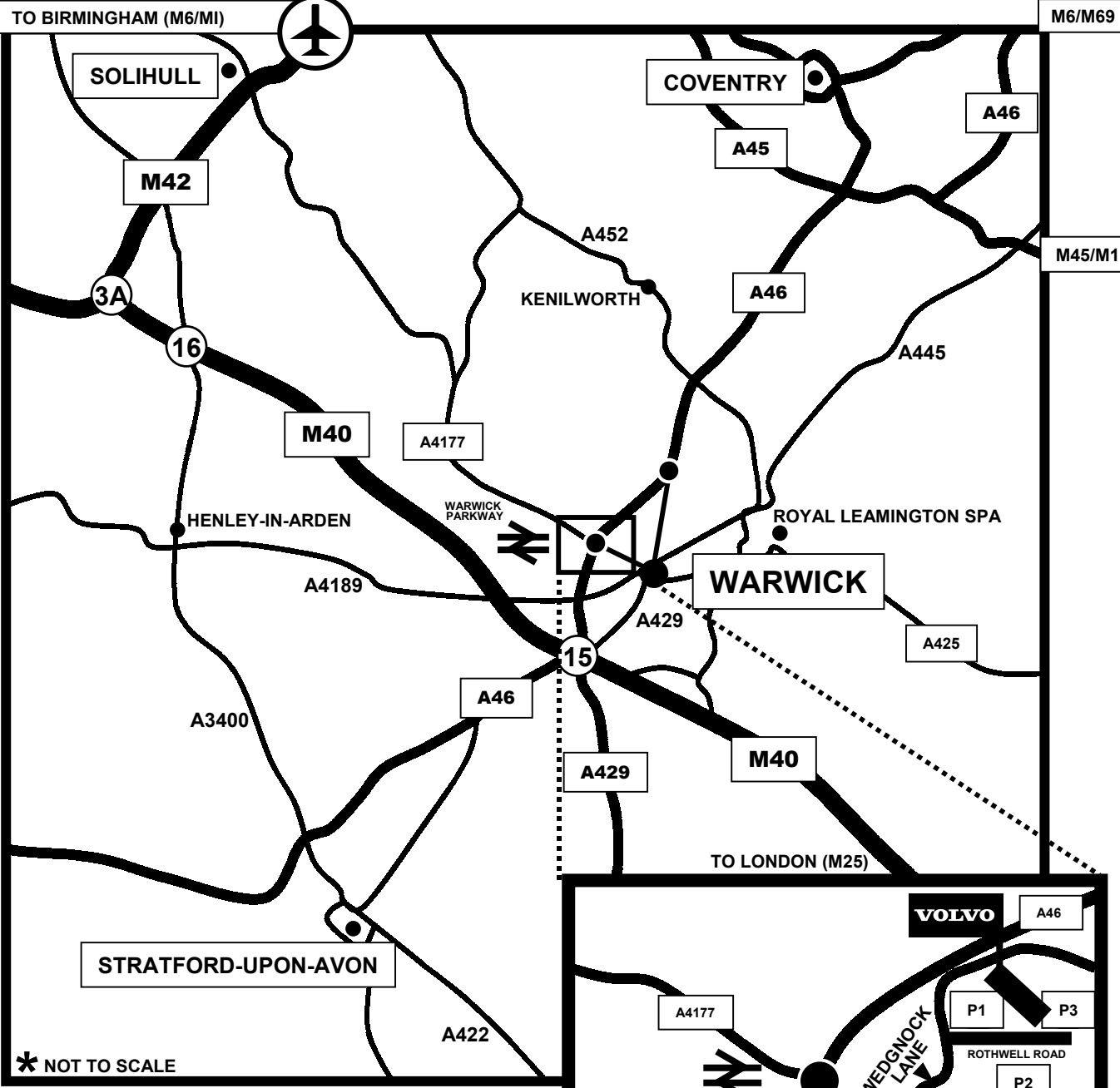



HOW TO FIND US


THE VOLVO GROUP, WEDGNOCK LANE, WARWICK, CV34 5YA
 TEL. 01926 - 401777 FAX. 01926 - 490991


Volvo Truck - Volvo Bus - Volvo Financial Services - Volvo Logistics - Volvo Information Technology - BRS Truck Rental

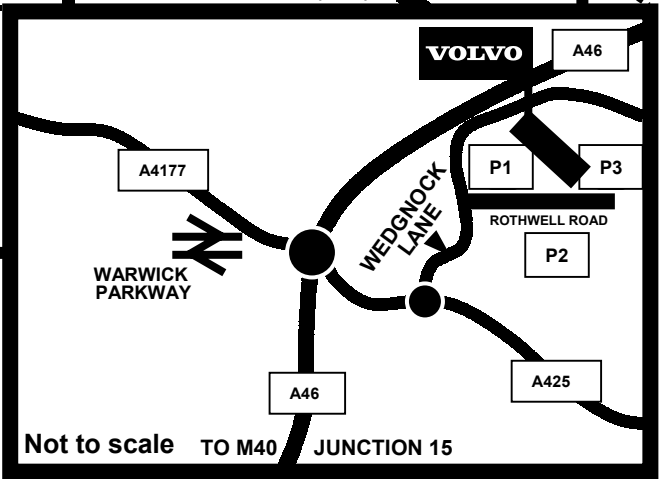


DIRECTIONS

 The nearest airport is **Birmingham International** (15 miles). Taxi should take 25-45 mins. Coaches 210/240 run to Warwick (Holiday Inn Express) 5 times daily and takes approx. 50 mins.

 The nearest rail station is **Warwick Parkway** (1/2 mile) on the Birmingham (Snow Hill) to London line. Served by Chiltern Railways every 30 mins. Details: **National Rail Enquiries 08457-484950**. Stagecoach Bus 75 links the station with Warwick every 20 mins.

 Warwick is linked by **National Coach Service 460** to London 4 times a day, and **Stagecoach Route 66** links our Wedgnock Lane site with central Warwick every 10 mins. Details: **National Traveline 0870-6082608**.



Volvo Truck - Volvo Bus - Volvo Financial Services - Volvo Logistics - Volvo Information Technology - BRS Truck Rental

Situated in the heart of England, the Volvo Group's headquarters at Warwick lie at the very centre of Britain's road network, within easy access of the M1, M5, M40, M42 and M69 motorways. In addition our central location means easy access by both rail and air.

The offices are situated on the western edge of the historic town of Warwick, not far from its famous castle and race-course. Wedgnock Lane is just off the A4177 (A425) close to its intersection with the A46.

ON ARRIVAL

All visitors should report to the Main reception off Rothwell Road (see map overleaf), where adequate car parking is provided at the front of the building (P1)

NOTE : All Conference delegates should use the right-hand Rothwell Road car park (P2) and walk across the road to Reception. All Training delegates should park in the second left-hand entrance (P3) and report to the Training Reception.

DIRECTIONS BY CAR



FROM M40

Leave at Junction 15 and take the A46 signposted Warwick and Coventry. Leave the A46 at first intersection and take the third exit - A4177 to Warwick and Industrial Estates (North).

FROM M6

Leave M6 at Junction 7 and join the M42. Leave M42 at Junction 3A and then join the M40. Next follow instructions given for M40 above.

FROM M5

Leave M5 at Junction 4A and join M42. Leave at Junction 3A and then join the M40. Next follow instructions given for M40 above

FROM M1 (NORTH)

Leave the M1 at Junction 21 to join the M69 (Coventry). At junction with M6 (Junct 3) carry straight on A46 Ring Road (Warwick) to roundabout with A45. Take third exit and leave at the intersection with the A46. Leave A46 at intersection with A4177 and take first exit to Warwick and Industrial Estates (North).

ALTERNATIVELY Leave the M1 at Junction 23A and take A42 which becomes the M42 at Junction 11. Leave the M42 at Junction 3A to join the M40 and follow instructions for M40 above.

FROM M1 (SOUTH)

Leave M1 at Junction 17 and join M45/A45. Leave A45 at junction with A46 signposted Warwick. Next follow instructions given for M1 (North) above

FROM M42

Leave M42 at Junction 3A and join M40, then follow instructions given for M40 above.

FROM M54

Join M6 at Junction 10A. Continue on M6 to Junction 8 where you can either join M5 and follow instructions for M5 above, or continue on M6 and follow the instructions given for M6 above.

FROM LONDON

Volvo Warwick can be reached either from the M1 (South) or the M40. For instructions see above.

